

Fathom™

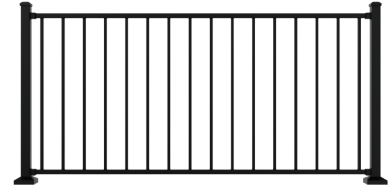
Steel Railing



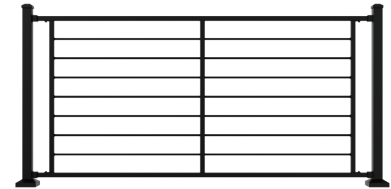
Fathom railing provides the strength of steel with enduring style for both residential and commercial applications. Factory welded and fully assembled with pre-attached brackets for easy installation, it features a premium powder coating for added protection against the elements.



Infill Options



5/8" Square



3/4" Black Round Horizontal

Color




Matte Black



Industry-Leading Warranty

MoistureShield Fathom railing is backed by a Limited 15-Year Warranty.

- Sleek, minimalist styling
- Premium rust-resistant powder-coated finish
- Code compliant with 2" or 4" bottom spacing
- Horizontal or vertical infill options
- Level Rail Kits: Available in 36" or 42" heights and 6', 8' or 10' lengths
- Stair Rail Kits: Available in 36" or 42" heights and 6' or 8' lengths
- Aluminum ADA Handrail is available to complement railing while adding safety and accessibility

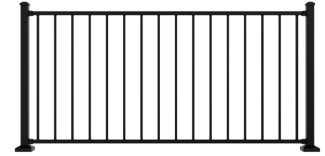


Fathom™

Steel Railing Panels & Posts

Fathom Rail Panels with 5/8" Square Balusters

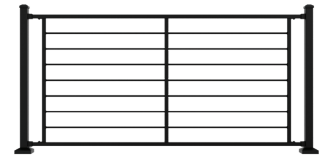
Matte Black	Description
73055663	6' x 34" Level Rail Panel (for finished rail height of 36" – 38")
73055664	8' x 34" Level Rail Panel (for finished rail height of 36" – 38")
73055665	10' x 34" Level Rail Panel (for finished rail height of 36" – 38")
73055666	6' x 40" Level Rail Panel (for finished rail height of 42" – 44")
73055667	8' x 40" Level Rail Panel (for finished rail height of 42" – 44")
73055671	6' x 34" Stair Rail Panel (for finished rail height of 36" – 38")
73055672	8' x 34" Stair Rail Panel (for finished rail height of 36" – 38")
73055673	8' x 40" Stair Rail Panel (for finished rail height of 42" – 44")



Fathom Level Rail Panel – Square Balusters

Fathom Rail Panels with 3/4" Round Horizontal Balusters


Matte Black	Description
73055676	6' x 34" Level Horizontal Round Rail Panel (for finished rail height of 36" – 38")
73055677	6' x 40" Level Horizontal Round Rail Panel (for finished rail height of 42" – 44")
73055678	8' x 34" Level Horizontal Round Rail Panel (for finished rail height of 36" – 38")
73055679	8' x 40" Level Horizontal Round Rail Panel (for finished rail height of 42" – 44")
73055680	6' x 34" Stair Horizontal Round Rail Panel (for finished rail height of 36" – 38")
73055681	6' x 40" Stair Horizontal Round Rail Panel (for finished rail height of 42" – 44")



Fathom Level Rail Panel – Round Horizontal Balusters

2" Fathom Rail Posts

Matte Black	Description
73055682	2" x 2" Mid Post (for 36" finished rail height with 2" bottom space)
73055683	2" x 2" End Post (for 36" finished rail height with 2" bottom space)
73055684	2" x 2" Corner Post (for 36" finished rail height with 2" bottom space)
73055685	2" x 2" Mid Post (for 42" finished rail height with 2" bottom space)
73055686	2" x 2" End Post (for 42" finished rail height with 2" bottom space)
73055687	2" x 2" Corner Post (for 42" finished rail height with 2" bottom space)
73055688	2" x 2" Mid Post (for 38" finished rail height with 4" bottom space)
73055689	2" x 2" End Post (for 38" finished rail height with 4" bottom space)
73055690	2" x 2" Corner Post (for 38" finished rail height with 4" bottom space)
73055512	2" x 2" x 38" Blank Post (brackets sold separately)
73055691	2" x 2" x 40" Blank Post (brackets sold separately)
73055470	2" x 2" x 44" Blank Post (brackets sold separately)
73055692	2" x 2" x 46" Blank Post (brackets sold separately)
73055511	2" x 2" x 48" Blank Post (brackets sold separately)
73055513	2" x 2" x 52" Fascia Post (brackets sold separately)



Mid Post

End Post

Corner Post



Blank Post

Fascia Post


Posts include welded base plate, pre-mounted post top, brackets, bracket covers, two-piece trim ring, and shims.

Fathom™

Steel Railing Panels & Posts

3" Fathom Rail Posts

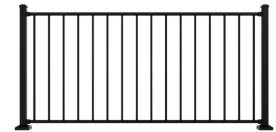
Matte Black	Description
73055694	3" x 3" End Post (for 36" for finished rail height with 2" bottom space)
73055695	3" x 3" Mid Post (for 36" for finished rail height with 2" bottom space)
73055696	3" x 3" Corner Post (for 36" for finished rail height with 2" bottom space)
73055697	3" x 3" End Post (for 36" for finished rail height with 4" bottom space)
73055698	3" x 3" Mid Post (for 36" for finished rail height with 4" bottom space)
73055699	3" x 3" Corner Post (for 36" for finished rail height with 4" bottom space)
73055700	3" x 3" x 40" Blank Post (brackets sold separately)
73055701	3" x 3" x 46" Blank Post (brackets sold separately)



Posts include welded base plate, pre-mounted post top, brackets, bracket covers, two-piece trim ring, and shims.

Fathom Rail Panels with 5/8" Square Balusters – CALIFORNIA EXCLUSIVE


Matte Black	Description
73055463	6' x 38¼" Level Rail Panel (for 42" for finished rail height with 4" bottom space)
73055464	8' x 38¼" Level Rail Panel (for 42" for finished rail height with 4" bottom space)
73055465	6' x 32¼" Stair Rail Panel
73055466	8' x 32¼" Stair Rail Panel



Fathom Level Rail Panel – Square Balusters – CALIFORNIA

2" Fathom Rail Posts – CALIFORNIA EXCLUSIVE

Matte Black	Description
73055467	2" x 2" x 44" Mid Post (for 42" finished rail height with 4" bottom space)
73055468	2" x 2" x 44" End Post (for 42" finished rail height with 4" bottom space)
73055469	2" x 2" x 44" Corner Post (for 42" finished rail height with 4" bottom space)
73055470	2" x 2" x 44" Blank Post for 42" Rail (brackets sold separately)
73055511	2" x 2" x 48" Blank Post (brackets sold separately)
73055512	2" x 2" x 38" Blank Post for 36" Rail (brackets sold separately)
73055513	2" x 2" x 52" Fascia Mount Post (fascia brackets sold separately)



Steel Railing Gates & Accessories

Fathom Rail Bracket Kits

Matte Black	Description
73055515	Level Bracket Kit (includes 4 brackets)
73055516	Stair or Level Angle Bracket Kit (includes 4 brackets)
73055517	Deck Board Flush Mount Bracket Kit (includes 4 brackets)
73055711	Fascia Post Bracket Kit (mounting hardware sold separately)



Level Brackets



Stair Brackets




Deck Board Brackets



Fascia Brackets

Fathom Rail Gates & Hardware

Matte Black	Description
73055707	Welded Standard Gate Panel 34½" W x 34" H
73055708	Gate Ends For 34" Rail Panel – Custom Width
73055709	Gate Ends For 40" Rail Panel – Custom Width
73055514	Gate Ends for 42" Rail – Custom Width – California Exclusive
73024441	Compact Butterfly Hinge Pair (Black Aluminum)
73024440	Gravity Latch (Black Steel)



Gate Panel



Gate Ends

Touch-up Paint

Matte Black	Description
73044481	Touch-up Paint – Aerosol Can
73044483	Touch-up Paint – Bottle & Brush



Aerosol Can



Bottle & Brush